



MANUAL

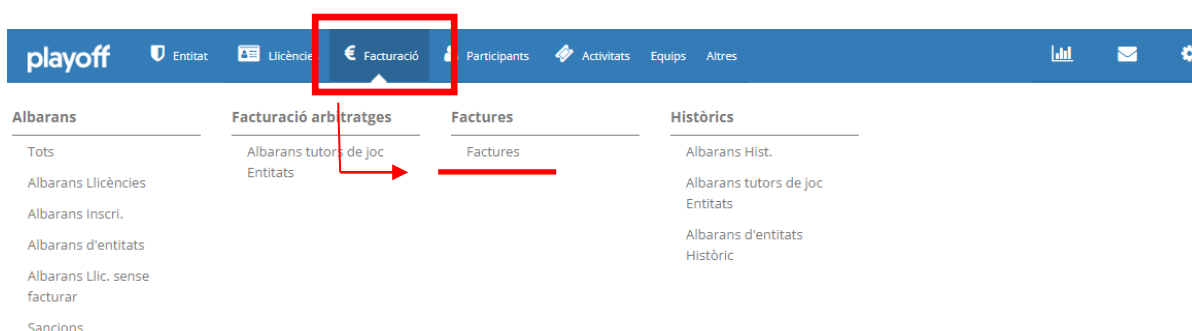
 **playoff**

FACTURACIÓ



DESCARREGAR FACTURES

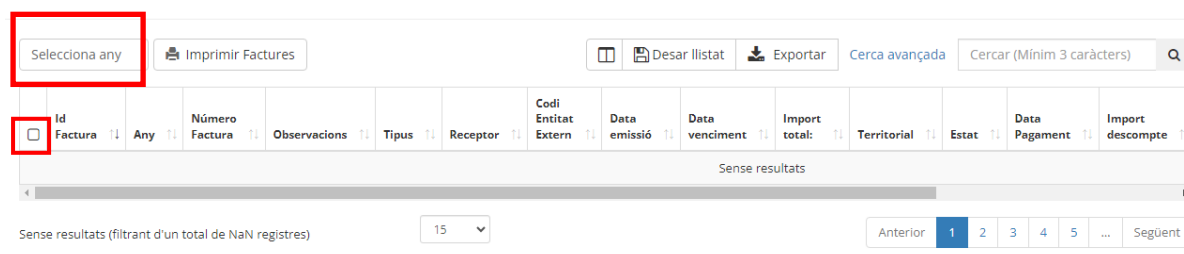
1. Accedir a **Facturació** → **Factures**



The screenshot shows the application's main menu with the following items: Entitat, Llicència, Facturació, Participants, Activitats, Equips, and Altres. Below the menu, there are four main sections: Albarans, Facturació arbitratges, Factures, and Històrics. The 'Factures' section is highlighted with a red line, and a red arrow points from the 'Facturació' menu item to it.

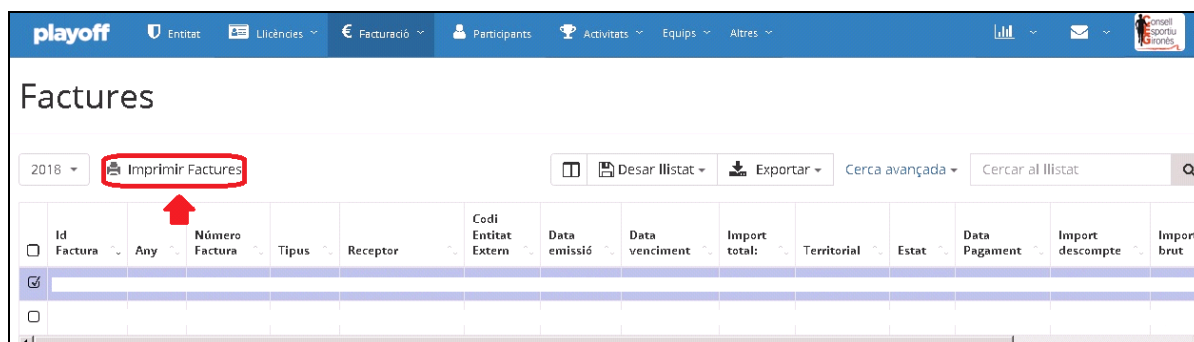
2. Seleccionar del desplegable l'any i marcar la factura.

Factures



The screenshot shows the 'Factures' page with a search bar and a table of invoices. The 'Selecciona any' dropdown menu is highlighted with a red box. The 'Imprimir Factures' button is also highlighted with a red box. The table has the following columns: Id Factura, Any, Número Factura, Observacions, Tipus, Receptor, Codi Entitat Extern, Data emissió, Data venciment, Import total, Territorial, Estat, Data Pagament, and Import descompte. The table is currently empty, showing 'Sense resultats'.

3. Prémer **Imprimir Factures** i es visualitzarà la factura seleccionada.



The screenshot shows the 'Factures' page with a search bar and a table of invoices. The 'Imprimir Factures' button is highlighted with a red box. The '2018' dropdown menu is also highlighted with a red box. The table has the following columns: Id Factura, Any, Número Factura, Tipus, Receptor, Codi Entitat Extern, Data emissió, Data venciment, Import total, Territorial, Estat, Data Pagament, Import descompte, and Import brut. The first row of the table is selected, and the 'Imprimir Factures' button is highlighted with a red box.